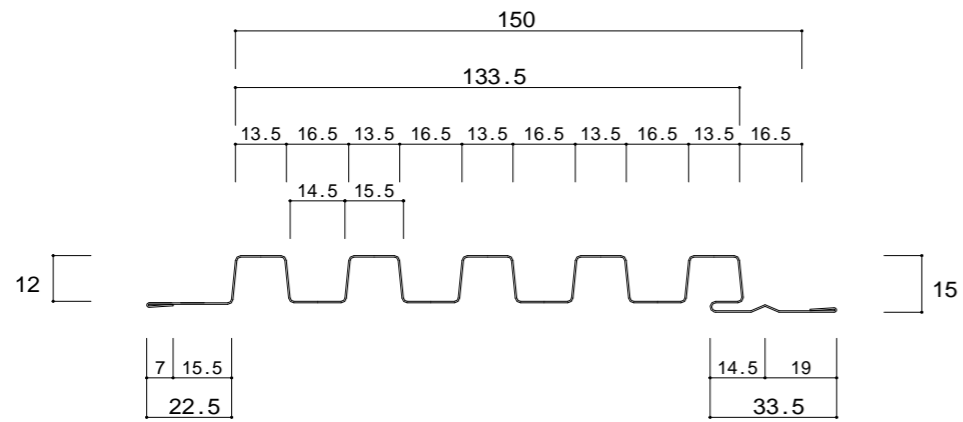
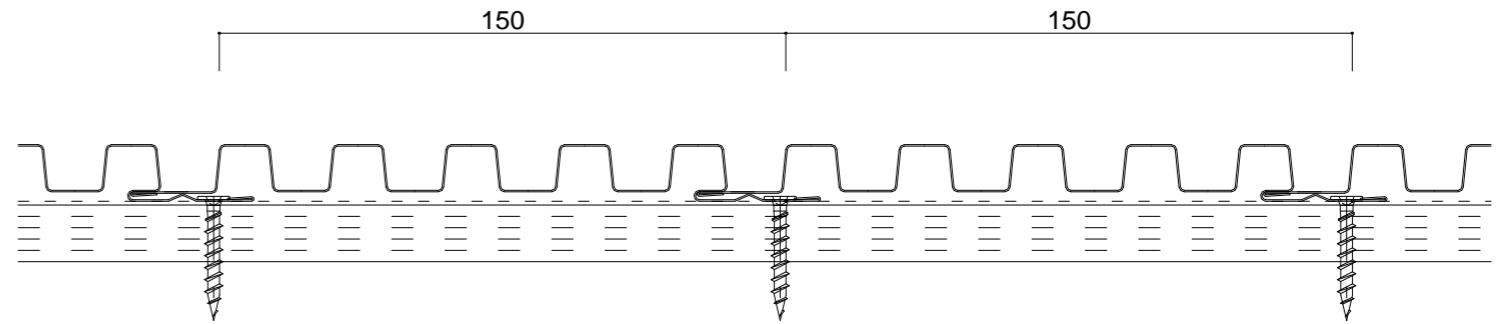


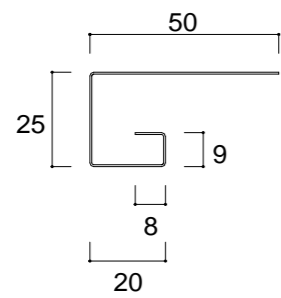
新リブスパン 150



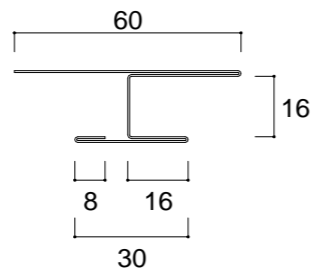
新リブスパン 150 (嵌合参考図)



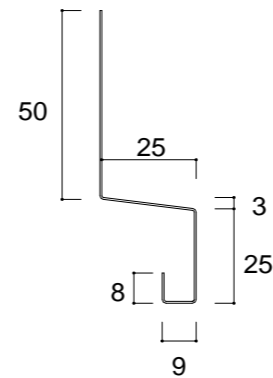
RS - 101 (廻り縁)
L = 2000 ~ 3000



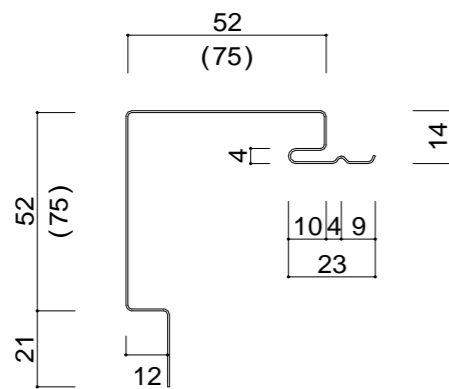
RS - 400 (H型接続)
L = 2000 ~ 3000



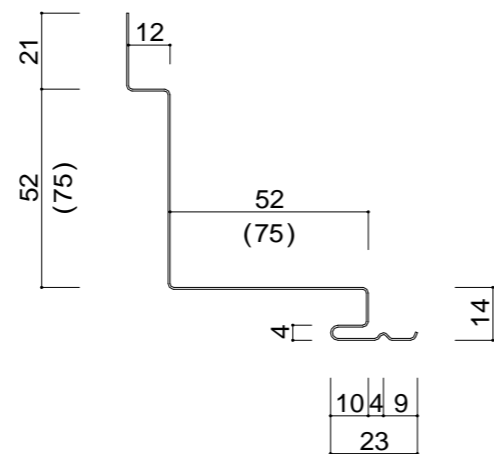
RS - 202 (中間水切接続)
L = 2000 ~ 3000



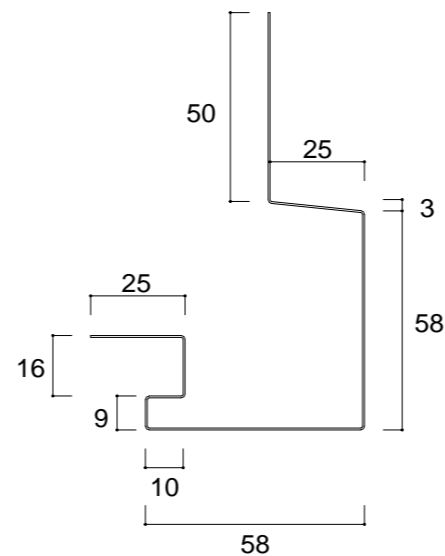
RSR - 303 (出隅)
L = 2000 ~ 3000



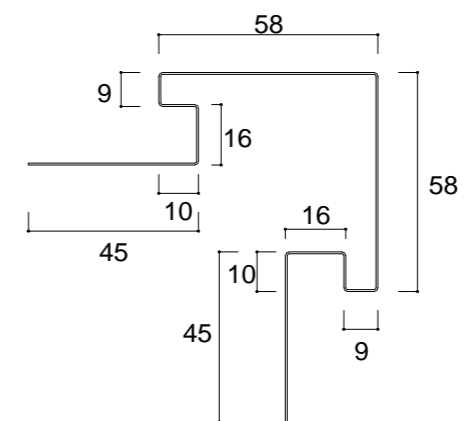
RSR - 304 (入隅)
L = 2000 ~ 3000



RS - 150 (天井正面接続)
L = 2000 ~ 8000



RS - 300 (横張用・出隅)
L = 2000 ~ 3000



年月日	変更記事

受領日附 年月日	設計者
受領日附 年月日	施工者

日附 年月日	工事名
作図 年月日	図面名
2020-10-16	新リブスパン150 断面図

設計番号
NRS-01
縮尺
A1-1/1 A3-1/2